

双螺杆式易维护称量型送料机 CE-W

Twin Screw Cassette Weighing Feeder CE-W



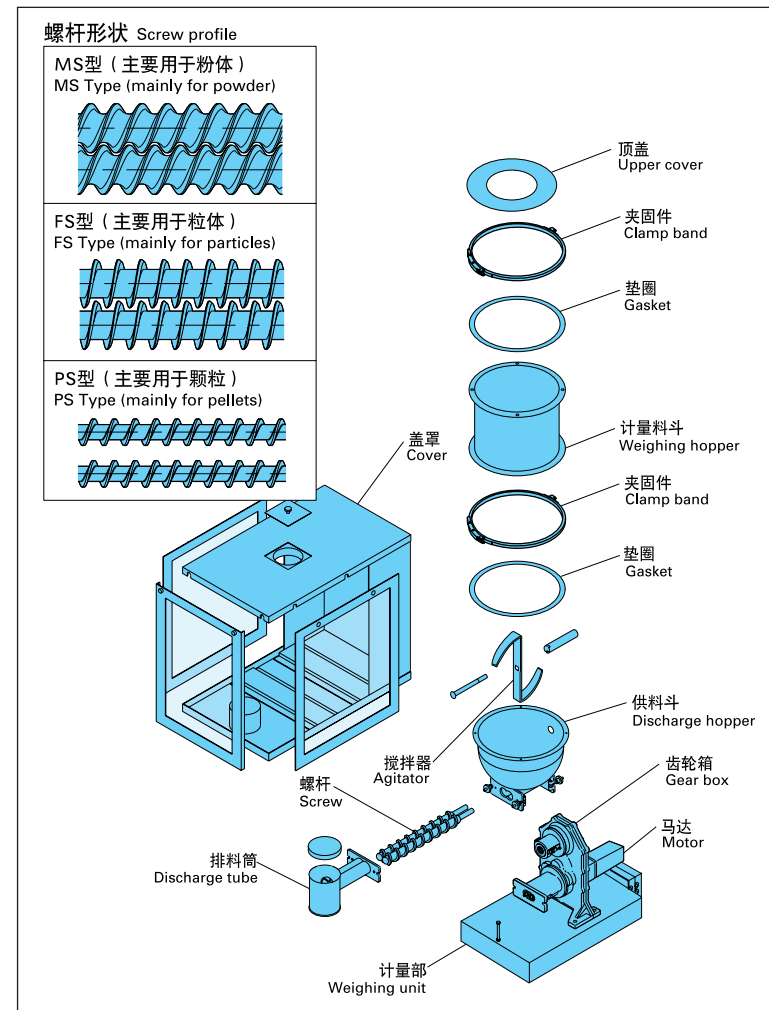
适用材料 Applications

添加剂、染料、颜料、填料、树脂颗粒、其它粉粒体材料。
Additives, Dye, Pigment, Filler, Resin pellet, and other powders

特点 Features

- 小流量、高精度供料。
- 宽流量范围。
- 无需工具即可分解主要部件。
- 全量排出时的残留量很少,清扫简单。
- Feeds materials at low flow rate with high precision.
- Offers wide flow rate range.
- Major parts can be disassembled without tools.
- Little residue remains after discharge, so cleaning is easy.

构成图 Construction



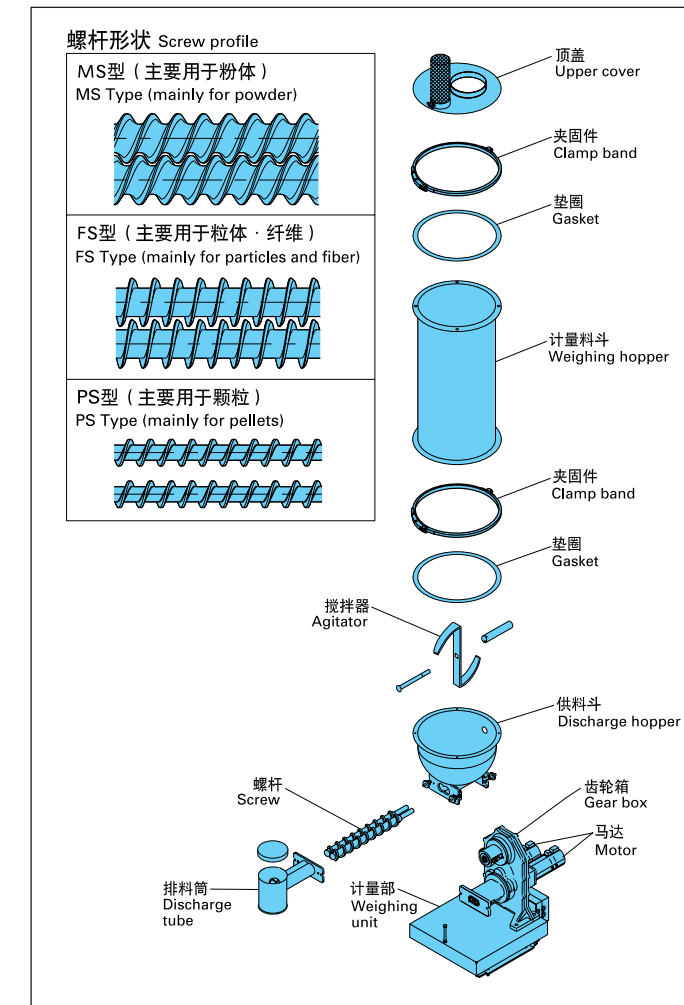
适用材料 Applications

树脂颗粒、树脂粉末、碳酸钙、滑石粉、树脂膜粉粒品、玻璃纤维、碳纤维
Resin pellet, Resin powder, Calcium carbonate, Talc, Fluff, Glass fiber, Carbon fiber

特点 Features

- 无需工具即可分解主要部件(1分钟内)。
- 全量排出时的残留量很少,清扫简单。
- 占用面积小、设置容易。
- 集约化产品、重量轻。
- 螺杆与搅拌器各自单独驱动。
- Major parts can be disassembled within 1 minute without tools.
- Little residue remains after discharge, so cleaning is easy.
- Only a little floor space is occupied, thus positioning is easy.
- Compact and lightweight.
- A screw and agitator are independently driven screw and agitator.

构成图 Construction



规格 Specifications

型号 Model	流量范围 Flow rate range	料斗容量 Hopper capacity	称量 Weighing capacity	产品重量 Feeder weight	电源 Power supply
CE-W-0D CE-W-0D-MP	0.05~50L/h	10L	5kg	约60kg Approx. 60kg 约75kg Approx. 75kg	AC220V单相 1.1KVA 220V AC, 1 phase, 1.1 kVA
CE-W-1D CE-W-1D-MP	1~300L/h	25L	30kg	约65kg Approx. 65kg	AC220V单相 1.8KVA 220 AC, 1 phase, 1.8 kVA
CE-W-2D CE-W-2D-MP		50L			
CE-W-3D CE-W-3D-MP	10~2000L/h	100L	100kg	约130kg Approx. 130kg 约180kg Approx. 180kg	AC220V单相 3.6KVA 220 AC, 1 phase, 3.6 kVA
CE-W-4D CE-W-4D-MP		200L	200kg	约140kg Approx. 140kg 约190kg Approx. 190kg	

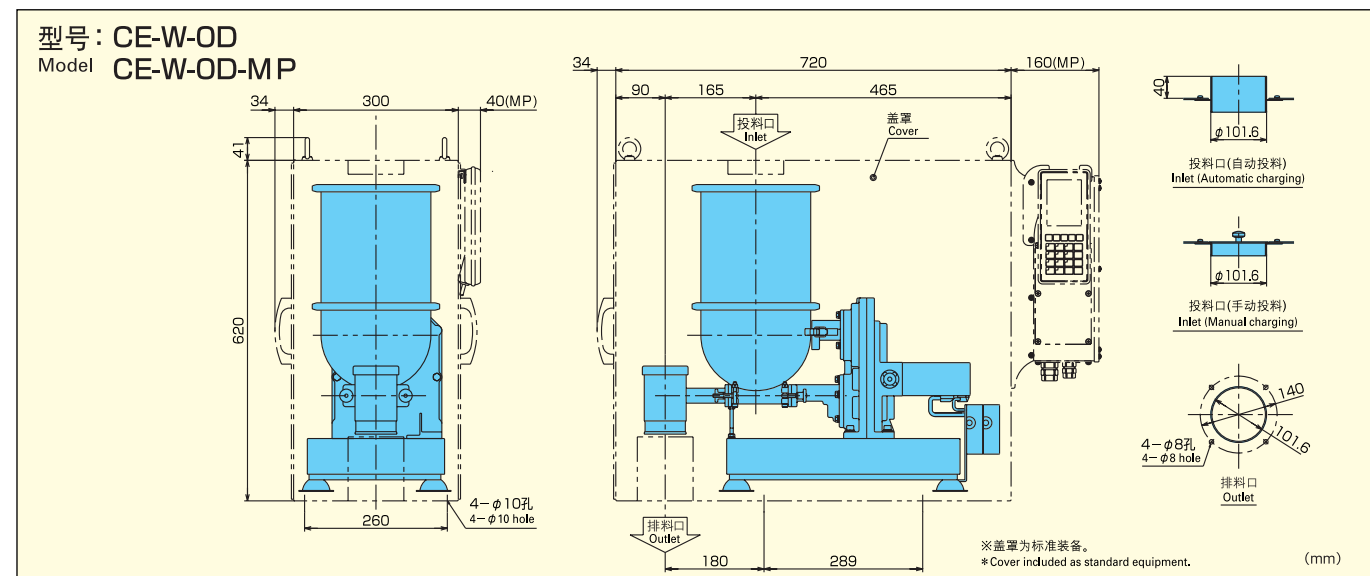
型号后带有-MP的为控制模块KF-M3500一体型。The models having [-MP] are combined with control module KF-M3500.

规格 Specifications

型号 Model	流量范围 Flow rate range	料斗容量 Hopper capacity	称量 Weighing capacity	产品重量 Feeder weight	电源 Power supply
CE-W-1D CE-W-1D-MP	1~300L/h	25L	30kg	约65kg Approx. 65kg	AC220V单相 1.8KVA 220 AC, 1 phase, 1.8 kVA
CE-W-2D CE-W-2D-MP		50L		约67kg Approx. 67kg	
CE-W-3D CE-W-3D-MP	10~2000L/h	100L	100kg	约130kg Approx. 130kg 约180kg Approx. 180kg	AC220V单相 3.6KVA 220 AC, 1 phase, 3.6 kVA
CE-W-4D CE-W-4D-MP		200L	200kg	约140kg Approx. 140kg 约190kg Approx. 190kg	

型号后带有-MP的为控制模块KF-M3500一体型。The models having [-MP] are combined with control module KF-M3500.

外形尺寸 Dimensions



外形尺寸 Dimensions

